

travelbound

EDUCATIONAL SCHOOL TRIPS


travelbound

Olivier House, 18 Marine Parade Brighton, East Sussex, BN2 1TL

t: 01273 767 675

e: info@travelbound.co.uk

w: travelbound.co.uk/schooltravel



The Foreign & Commonwealth Office and the NHS has up-to-date advice on staying safe and healthy abroad.
For more on security, local laws, plus passport and visa information, see www.travelaware.campaign.gov.uk
Keep informed of current travel health news by visiting www.fitfortravel.nhs.uk
For all the latest travel information about your holiday, please visit us at www.travelbound.co.uk/travel-aware
The advice can change so check regularly for updates.

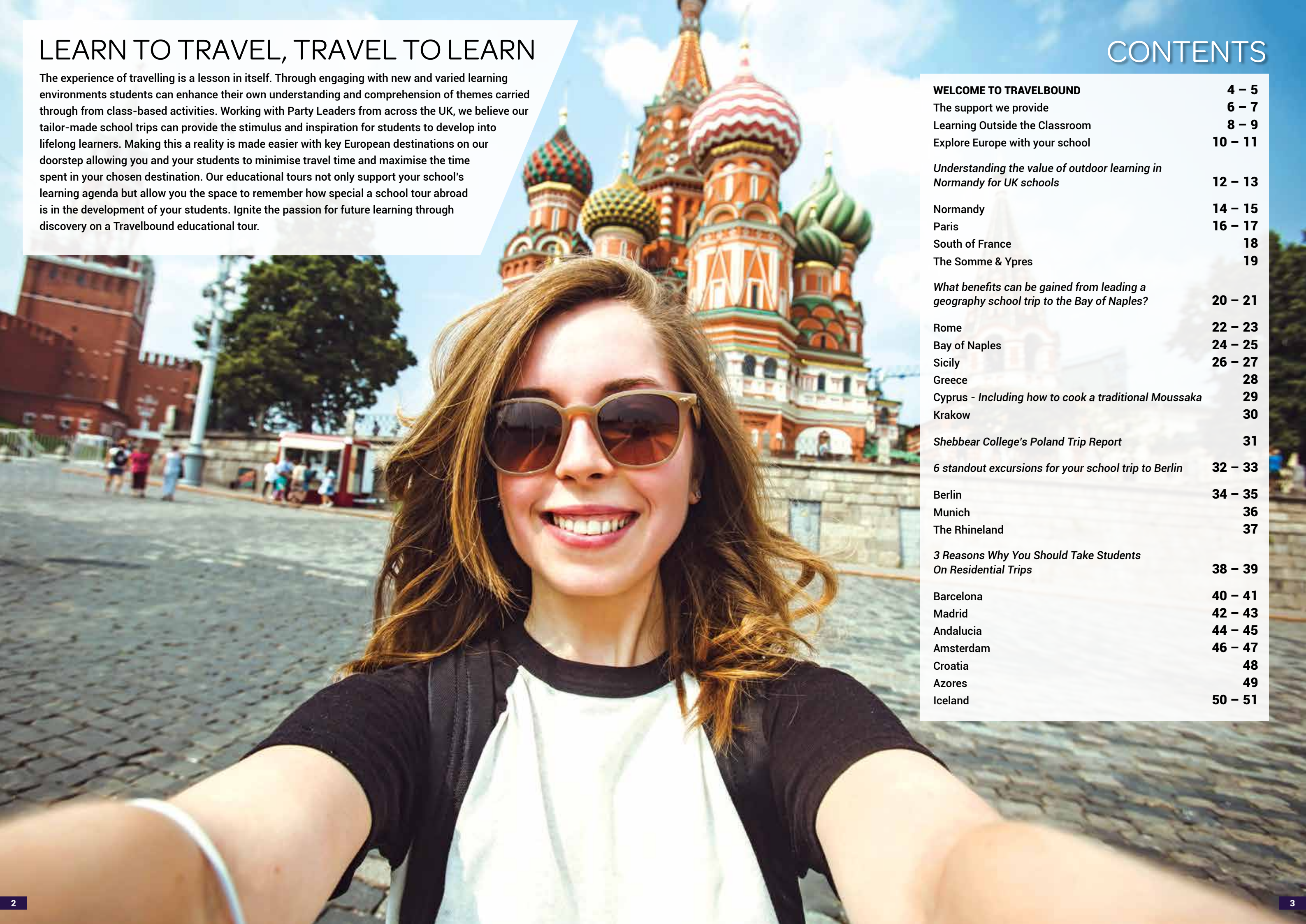
DESTINATION EUROPE

LEARN TO TRAVEL, TRAVEL TO LEARN

The experience of travelling is a lesson in itself. Through engaging with new and varied learning environments students can enhance their own understanding and comprehension of themes carried through from class-based activities. Working with Party Leaders from across the UK, we believe our tailor-made school trips can provide the stimulus and inspiration for students to develop into lifelong learners. Making this a reality is made easier with key European destinations on our doorstep allowing you and your students to minimise travel time and maximise the time spent in your chosen destination. Our educational tours not only support your school's learning agenda but allow you the space to remember how special a school tour abroad is in the development of your students. Ignite the passion for future learning through discovery on a Travelbound educational tour.

CONTENTS

WELCOME TO TRAVELBOUND	4 – 5
The support we provide	6 – 7
Learning Outside the Classroom	8 – 9
Explore Europe with your school	10 – 11
<i>Understanding the value of outdoor learning in Normandy for UK schools</i>	12 – 13
Normandy	14 – 15
Paris	16 – 17
South of France	18
The Somme & Ypres	19
<i>What benefits can be gained from leading a geography school trip to the Bay of Naples?</i>	20 – 21
Rome	22 – 23
Bay of Naples	24 – 25
Sicily	26 – 27
Greece	28
Cyprus - Including how to cook a traditional Moussaka	29
Krakow	30
Shebbear College's Poland Trip Report	31
<i>6 standout excursions for your school trip to Berlin</i>	32 – 33
Berlin	34 – 35
Munich	36
The Rhineland	37
<i>3 Reasons Why You Should Take Students On Residential Trips</i>	38 – 39
Barcelona	40 – 41
Madrid	42 – 43
Andalucia	44 – 45
Amsterdam	46 – 47
Croatia	48
Azores	49
Iceland	50 – 51



WELCOME TO TRAVELBOUND

Supporting schools, colleges and universities for over 30 years, Travelbound continues to provide tailor-made educational tours that enable students to engage with new learning outside the classroom. We understand the importance varied learning environments can have on reinforcing learning from school and how they can re-motivate young learners.

Leading the way in educational group travel, we take the pressure away from the planning and booking of your tour. Our team of school travel specialists are on hand to help you every step of the way giving you the space to remember how special a school tour abroad is in the development of your students.

We understand there is a focus on students to develop holistically over the course of their educational tour abroad with attention not only placed on improving the comprehension of subject knowledge, but also key interpersonal skills emerging through new interactions with places and people.

WHY TRAVELBOUND?

1

**OVER 30
YEARS'
EXPERIENCE**
in school travel

2

**TAILOR-MADE
TOURS** to
SUIT your
BUDGET and
requirements

3

**ABTA, ATOL,
LOTG AND STF
ACCREDITED**

4

**DEDICATED
ACCOUNT
MANAGER AND
TOUR CO-
ORDINATOR**

5

HASSLE-FREE
and transparent
booking process

6

**24-HOUR
PHONE
SUPPORT** while
your school
group are away

7

**ACCESS
TO THE
TOOLKIT** tour
management
system



t: 01273 767 675 e: info@travelbound.co.uk

THE SUPPORT WE PROVIDE

Made up of travel experts, the Travelbound team have years of experience in providing groups with educational tours to destinations around the world. Our trusted and reliable team are available every step of the way with support provided before, during, and after your trip. Designing the school trip around the needs of your students, our team are dedicated to understanding your desired learning outcomes and how we can best accommodate these requirements through a bespoke Travelbound tour.

We provide you with support to ensure you have a successful and stress-free tour experience including personalised posters and presentations to promote your tour, advice on completing risk assessments and a 24-hour support link to aid you while overseas. Working with Party Leaders to identify learning outcomes against the curriculum and your school's goals has seen Travelbound stand out amongst other school travel operators in providing an exceptional service.

Stretching from our Regional Account Managers who will support you in building your school trip to our operations team who work tirelessly to find the right transport links and our team of Tour Co-ordinators who piece together your final package, Travelbound works to bring all elements of your tour together into one package. Working closely with our local contacts, our team have the knowledge to develop the perfect trip for your students. With numerous benefits to choosing Travelbound, inspiration is made that much easier when it comes to planning your school's next educational tour.



Find your Account Manager

With dedicated Regional Account Managers available to discuss your school's requirements and budget, planning your next school trip abroad couldn't be easier.

<p>Alicia Taitt Bristol, Channel Islands, Cornwall, Devon, Essex, London and Middlesex</p> <p>alicia.taitt@travelbound.co.uk 01273 265 205</p>	<p>Flick Williams Gloucester, Herfordshire, Leicestershire, Nottinghamshire, South Gloucestershire, Warwickshire and West Midlands</p> <p>felicity.williams@travelbound.co.uk 01273 265 280</p>	<p>Jackie Broadfoot Scotland</p> <p>jackie.broadfoot@travelbound.co.uk 07872 502 334</p>	<p>Jan Shanahan Berkshire, Dorset, Hampshire, Ireland, Isle of Wight, Norfolk, Suffolk, Wales and Wilshire</p> <p>jan.shanahan@travelbound.co.uk 01273 244 649</p>
<p>Louisa Flynn Cleveland, County Durham, Cumbria, Derbyshire, East Yorkshire, Merseyside, North Yorkshire, Northumberland, Oxfordshire, Surrey and Tyne and Wear</p> <p>louisa.flynn@travelbound.co.uk 01273 265 224</p>	<p>Missonni Murray Bedfordshire, Buckinghamshire, Cambridgeshire, Herefordshire, Isle of Man, Lincolnshire, Northamptonshire, shropshire, Somerset, South Yorkshire, Staffordshire, Worcestershire and West Yorkshire</p> <p>missy.murray@travelbound.co.uk 01273 265 228</p>	<p>Rachel griffin East Sussex, Kent and West Sussex</p> <p>rachel.griffin@travelbound.co.uk 07872 502 228</p>	<p>Stella Menashe Cheshire, Greater Manchester and Lancashire</p> <p>stella.menashe-miller@travelbound.co.uk 01273 265 205</p>

Upon confirming your tour, you will begin working with your very own dedicated Travelbound Tour Co-ordinator. Our Tour Co-ordinators play a huge part in making your school trip a reality with the team working with our partners on the ground to ensure your school can enjoy the many excursions we have on offer.

All you need in one place

Your Tour Co-ordinator brings every element of your tour together and shapes your itinerary not only around your requirements but what will be possible when considering the logistics of transporting your group to venues. Having completed a comprehensive handover with your Regional Account Manager, your Tour Co-ordinator will be in possession of all notes attached to your booking. If you have any questions regarding your tour or your chosen destination, your Tour Co-ordinator will work to find you the answers.

Passion for travel, passion for learning

Our team of Tour Co-ordinators is made up from talented travel specialists from around the world with native speakers from France, Germany, Italy, and Spain. Our tours team can communicate in multiple languages allowing them to finalise arrangements with our agents and partners throughout our European destinations.

While it is important you – as Party Leader – provides us with the specific information regarding your students, it will be our team of Tour Co-ordinators who will be piecing all your key information into one Party Leader pack. Signposting what you need to remember in the lead up to your school trip, you can count on your Tour Co-ordinator to be with you every step of the way.

“ Born in Naples, Italy, I've grown up in a multi-cultural environment with an English mother and an Italian father. My enthusiasm for travel and learning about different cultures is what led me to specialising in languages during my studies: I am fluent in Italian, English and French, and can also speak Spanish.

My role at Travelbound allows me to share my knowledge and passion. I get to organise trips to my hometown which remains close to my heart. ”

Laura Marrocco, Tour Co-ordinator

t: 01273 767 675 e: info@travelbound.co.uk

LEARNING OUTSIDE THE CLASSROOM

It has been well documented that every young person should experience the world beyond the classroom as an essential part of learning and personal development regardless of their age, ability or circumstances. We believe these experiences form an essential element of personal development that supports students in becoming lifelong learners.

Young people of all ages benefit from practical experiences where they can see, hear, touch and explore the world around them. The classroom environment doesn't always provide students with enough of these opportunities where learners can be experience challenges and adventure.

Continually seeking to break down the barriers to learning, we have designed our educational tours to provide students with a stimulating environment that encourages enquiry and promotes further study.

As an accredited Learning Outside the Classroom (LOtC) Quality Badge holder, Travelbound are recognised for our ongoing process to sustain high-quality learning opportunities beyond the walls of the classroom. Educational tours and the memories gained from them help motivate students, reduce poor behaviour and truancy, while helping schools raise attainment and meet the needs of the students through varied learning experiences. By assisting teachers in planning the learning experience effectively, we are able to table a variety of options that follow the needs of your school group and fit within our stringent safety management process to manage risk effectively.

Building an ethos in line with the LOtC, our educational tours promote personal, social and health education by:

- Allowing young people to face new challenges and overcome fears
- Developing effective communication skills
- Adapting to new situations and environments
- Solving problems and taking responsibility
- Encouraging self-discipline and self-control
- Increasing self-esteem and confidence
- Promoting effective teamwork
- Gaining independence



BREAK THE BARRIERS OF LEARNING FOR THE MODERN STUDENT AND TEACHER

Learning Outside the Classroom is more than a manifesto. Enter any school and you will see attempts to broaden the experiences outside the classroom, even if it is still within the school grounds. There is an army of ambitious and creative teachers joined annually by a host of new recruits bursting with ideas and energy. However, as much as we turn to a combination of innovation and 'old-school' resourcefulness, there is an element of the learning process that is hard to replicate in a limited environment – experiences.



FROM CONCEPT TO REALITY

A memory of a school trip abroad is an experience many teachers can remember or wish to replicate for their own students. Actually going about organising the trip and putting the tour in place is an experience less desired. This means the chance to study plate tectonics in the Bay of Naples erodes and the idea of walking on Omaha Beach to trace the footsteps of soldiers on D-Day is slowly washed away. Sometimes there is a fear that we are alone in planning the trip, organising transport and accommodation and even running the trip, but we're not. From online tools like Evolve to complete school visits in the locality to an experienced company like Travelbound with over 30 years of experience in school travel, it is possible to run (and enjoy) an educational tour abroad for your students.

The chance to experience the world beyond the atlas, library box loans and videos on the beaten-up school VCR player is an essential part of a young person learning and developing. Whatever the age, ability or personal circumstances of the student, schools continue to grasp this opportunity to provide an experience not replicated within the school walls. An emphasis needs to be placed on the all-round benefits of learning outdoors and the importance of personal, social and health education.



SCHOOL TRIPS ABROAD CAN BE INCLUSIVE

Like with anything, we as educators like to tap into what we know. Our comfort zone is made up of the tried and tested strategies for learning and experience of learners. A trust needs to be developed in entering a new learning environment that has been vetted by our peers and where opportunities to truly deliver a new and unique experience for your students exist. Let's dive back into what we learn about pedagogy. How can you make your teaching interactive, impactful and interesting? Looking at the principles of VAK (Visual, Auditory, Kinaesthetic) you will be hard pushed not to tick all three off when learning outdoors. Providing a real life hands-on experience where boys from Boston Grammar School can experience the German specialities such as Schnitzel, Bratwurst and Frikadellen, take a lively guided tour of Marksburg Castle to explore the grizzly life and times in Medieval Rhineland or undertake a language task in Boppard cannot be replicated with a plate of Frankfurters from a supermarket for a German themed afternoon in the school hall.

Promoting effective teamwork, opportunities for independence and allowing students to face new challenges and overcome fears are valuable assets gained immediately from entering and adapting to a new environment. When we learn, we develop and take on something new. The school trip abroad offers the opportunity to witness something students may have never seen before and experience something real, something authentic.

Learning outdoors does provide a truly unique experience. It is an opportunity for you to provide your students with inspiration and a chance to challenge them to think. Whether you wish to ignite a passion for a subject, improve focus or even reduce poor behaviour an educational tour abroad allows you to tap into the students and better understand the triggers for learning and the breaking down of barriers to raise attainment.

EUROPE

Europe provides school groups with a vast choice of options to extend students' learning. Nip across the Channel or grab a short-haul flight and transport your students to varied learning environments that will motivate and re-engage learners. Diverse in landscapes and languages, Europe allows students to experience a broad range of cultures each holding onto unique traditions that have stood the test of time.

A story featuring twists and turns in every chapter, Europe tells a tale of success and struggles. The stories of war are described on the beaches of France, in the streets of Berlin and in the concentration camps outside Krakow while art adored the world over hang in the museums and galleries of Paris, Amsterdam and Barcelona. Religion is explored in the Vatican City as are the Greek gods on a tour of Athens, Delphi, Pylos and Tolon. Young geographers will be encouraged to explore the flora and fauna of the dramatic terrain of Iceland and the Azores, while language students will be able to engage in unscripted conversations with native speakers across a mix of local markets within France, Germany and Spain.

While the school trip abroad may be a giant leap for some students, Europe presents an array of options that will support students and teachers through their curriculum learning and personal development goals. Interacting with peers and teachers outside the classroom will see students grow and flourish as characters come to life and students build the strength to adapt to situations without the cushion of parents and guardians. With so much to explore with your students, Europe allows schools to work collaboratively across subjects to deliver educational experiences that meet cross-curricular outcomes while setting a path to lifelong learning.

“ Professional and friendly staff, expert local knowledge, experience of the requirements of school groups.

BINGLEY GRAMMAR SCHOOL

”

UNDERSTANDING THE VALUE OF OUTDOOR LEARNING IN NORMANDY FOR UK SCHOOLS

WORTHWHILE AND VALUABLE LEARNING EXPERIENCES

As a teacher, there is a drive to make the time spent in school as meaningful as possible. However, teachers don't need to feel confined to the barriers of the school walls in order to maximise this time and what their students can garner from work in the classroom.

Outdoor learning is something we have no doubt all heard of, but understanding how this translates to actual learning outcomes can be murky for those who interpret the approach as limited to skill-based residential trips to UK activity centres.

Travel abroad and there will be a million and one things you can do, which immediately and directly impacts upon a student's development positively. The journey itself is an education, but it is the experience of a different culture with new sights and smells which will most likely last longest in the memory. What is the beauty of providing an experience like this? It doesn't have to involve jet lag nor does it have to break the bank.

Step into the limelight Normandy. A region that has long been a favoured option for schools shows no sign of slipping off the radar for primary and secondary educational establishments. Why? While the reasons could fill the pages of your educational planner, we can zone in on 5 clear explanations alone:

1. Location
2. Cost
3. Variety across the curriculum
4. Contextual learning opportunities [specifically situation]
5. Château du Molay; utilising local experts

HOP OVER THE CHANNEL

- Location

Wherever your school is positioned in the UK, a coach journey down to Portsmouth, Dover or Folkestone will soon see your students transported into Northern France. Choose the Euro Tunnel and 35 minutes later, your school group will be on the road along the French coast to Normandy.

Your subject may not be history, but with so much to discover in the Normandy region it would be rude not to dive in to explore the battle scars of the area. Famous for the role played within World War II, there is a rich collection of landmarks designed to support learners. Take to the beaches of Normandy for fieldwork where students can walk in the footsteps of the Allied forces. Lookout from Arromanches and the remnants of Mulberry Harbour, see archive footage of the war efforts at the 360 degree cinema, or make your way to the American Cemetery and Memorial at Omaha Beach. But what is the value of doing this? The list of key sites linked with World War II in Normandy can seem endless. This isn't some mere walk around sites which may or may not connect with the individual student on a poignant level; these visits each provide a lesson. A lesson that ticks the boxes for acquiring knowledge; experiencing something new; opportunity for investigation; promotes further enquiry; encourages students to voice their interpretation; and allows for the learner

to engage with something real. Engagement – this is something Normandy has in abundance with students involved with curriculum learning, team-bonding activities, and absorbing a new culture through sights and smells.

Accessibility – Not just to learning opportunities, but to the physical area itself. Normandy's location has a variety of landscapes that includes towns, purpose-built structures, historical monuments, and areas of natural beauty. This diverse range of sites allows schools to access a wealth of valuable resources just the other side of the Channel. From the market towns of Honfleur and Bayeux where students can challenge themselves through conversation with native speakers to the unique sight of Mont Saint-Michel where students can engage in adventure trails, this variety not only allows for different areas of learning, but supports different styles of learning.

NO NEED TO BREAK THE BANK

- Cost

Cost due to distance, cost due to transport, or cost due to the number of students you're taking, Normandy provides a solution to all. Teachers will be thinking about the families of their students, what type of trip is feasible in the eyes of the school, and how does the value of the learning outcomes stack up against price. While we may be talking about Normandy and not New York, it is important to remember this as the two destinations cannot be compared on parallel terms. Normandy provides a focus; visits to suit multiple subject disciplines within easy reach and at a cost that will keep the school's governors and Senior Leadership Team happy.

CHOOSE YOUR SUBJECT FOCUS

- Variety across the curriculum

Combine subject areas or find your focus with a range of options to tailor your tour to meet the requirements of your school. Normandy is awash with towns that not only offer historical sites, but open students to a distinctly French culture.

There are opportunities for students to work in groups and develop those all-important teamwork skills as they investigate life for locals in Normandy during World War II, discover the art of biscuit production at Les Sablés d'Asnelles, come together to discuss Monet's inspiration at his gardens in Giverny. There is a tour for all in Normandy with local factories, market towns, and historical landmarks welcoming school groups with open arms to impart knowledge, engage young learners, and ultimately inspire students towards future learning.

PLACING LEARNING IN REAL-LIFE CONTEXTS FOR STUDENTS

- Contextual learning opportunities

Underpinning contextual learning sits the idea that meaningful learning occurs when there is interaction between their experience and the ideas they have around the subject. Placing students in a new working environment where learning can be placed in a real-life context allows this connection to occur. Forming a part of successful learning, it is this 'situation'

that sees students engage as the barriers to learning are broken down. With something 'real' in front of them, learning is interpreted as something of value; ergo meaningful learning. The learning journey doesn't start and end here as teachers need to nurture this interest and develop the experience into extended learning back in the classroom.

Normandy is a great option to provide students with multiple platforms that encourage participation, interest in subject matter, and discovery. Take a moment and consider what sparks your interest. Whether it is staring at the relic that is the Bayeux Tapestry or looking at the paint strokes of a Renoir masterpiece at the Musée des Beaux Arts, students are presented with something they can relate to; something that makes studying the Norman Conquest of England or the masters of Impressionism meaningful. These are the moments that highlight the true value of learning outside the classroom and how it directly lends itself to meaningful learning.

A LOCAL TRAVELBOUND TEAM IN NORMANDY

- Château du Molay

Providing schools with valuable learning opportunities is all part of the Travelbound experience. Supporting the array of interactive exhibitions and sites that Normandy offers, Travelbound have thought about how students can interact and engage in learning experiences away from the local landmarks.

Travelbound's Château du Molay also helps in providing accommodation to groups of all sizes with a support team who can lead a range of on-site activities. Featuring dorm-styled rooms, the château saves groups from having to find potentially less cost-effective alternatives in the area which may not be able to match up with the standard of accommodation, capacity, or location.

A service few others can offer but hugely beneficial to the experience schools can enjoy in Normandy. Travelbound's years of experience of working with local contacts means students have even had the opportunity to meet D-Day veterans and ask any burning questions they have from their experiences of World War II.

MEANINGFUL LEARNING IN NORMANDY

Enjoy what you do and it will be all the more memorable. Outdoor learning is an approach that is not only accessible but malleable; a concept that can be moulded to suit the learning requirements of your school and learning needs of your students. Finding a platform that ticks the boxes for schools can be difficult, but Normandy has continued to find the answers.

Whatever your subject focus, price bracket, distance from the French border, or desired learning outcomes, the Normandy region provides the solution. Choose from a range of excursions allowing students to place learning in context, engage, and be inspired to discover more. Take your school group to Normandy on an educational tour and you'll likely come away with similar rewards to your students; a greater understanding and a thirst for knowledge.

NORMANDY

Providing an extensive range of activities and excursions, Normandy allows students to dive into the history, language and culture of the region.

Improve your students' language skills in the market towns of Bayeux and Honfleur as they develop their intonation and confidence through interacting with native speakers in practical situations. Learn more about production methods through visits to local farms and manufacturers developing produce such as goats' cheese, cider and biscuits. Bring the stark reality of World War II to life at the landing beaches and cemeteries of Normandy and visit the Arromanches 360 cinema for a poignant film reflecting on the events that scarred the coastline.

“ Our top excursions were Chevrerie, the apple farm and the Bayeux Tapestry. Gordon, our driver, was very accommodating and had a great knowledge of the area which was very helpful! ”

Ockbrook School

“ Lovely location, excellent food, fabulous accommodation. Good activities and flexible, friendly staff who ensure you are happy from the moment you get there. We'll come again! ”

Wisbech Grammar School

NORMANDY - CHÂTEAU DU MOLAY

The Château du Molay sits just 25 minutes southwest of Bayeux and is Travelbound's very own accommodation in the heart of Normandy.

Our vibrant on-site team welcomes school groups to the historic region of Normandy and provides the perfect base to explore the area. Extensive grounds and recently updated facilities allow for groups to enjoy activities, including archery, swimming, survival activities as well as frogs' legs and snail tasting, plus a host of options for the evenings.

Providing local knowledge, our on-site staff at the Château du Molay support teachers in making the school trip to Normandy all the more special. Providing Party Leaders with a chance for downtime, the DBS-checked chateau team can lead activities at the Château and engage learners in a choice of team-building tasks.



HIGHLIGHTS



LES SABLES D'ASNELLES BISCUIT FACTORY



MEMORIAL DE CAEN MUSEUM



FRENCH MARKET ASSIGNMENT



GOATS' CHEESE FARM



BAYEUX TAPESTRY



E3 MFL CHALLENGE TRAILS

ITINERARY

- Day 1** Outbound journey
Optional stop in Honfleur en route to the **Château du Molay**
Château evening entertainment
- Day 2** Complete market assignment
Visit Bayeux Tapestry
Bayeux town trail activity
Frogs' legs and snail tasting at the **Château**
Château evening entertainment
- Day 3** Visit working goats' farm
Explore Cité de la Mer, Cherbourg
Crepes and local apple juice night at the **Château**
Château disco
- Day 4** French hypermarket or chocolatier visit
Return home

All of our itineraries can be **tailor-made** to meet your specific requirements.

ON-SITE FACILITIES

- Outdoor heated swimming pool (seasonal)
- Large restaurant
- Retro games room
- Classrooms
- Smoothie and snack bar
- Projector and film screen
- Full size football/rugby pitch
- All-weather sports court
- Archery range
- Blind trail
- Survival area
- Initiative exercise area
- Wildlife pond reserve



HEATED SWIMMING POOL



RESTAURANT



RETRO GAMES ROOM



CLASSROOM



BLIND TRAIL



FOOTBALL/RUGBY PITCH



PARIS

Just a short skip across the Channel, Paris offers an array of cultural and historical excursions that will leave your students with lifelong memories and a broader learning experience.

Witness Paris from Montparnasse Tower for breathtaking panoramic views of the Eiffel Tower, or take your students to a local market where they can embrace the language, building confidence and valuable skills from engaging in real life situations with native speakers. One of Europe's most beautiful and important capital cities, students from all subject areas can absorb history, architecture, fashion, art and irresistible cuisine only available in Paris.

“As a group, we loved all of our visits, especially to the Eiffel Tower, Disneyland and the Pompidou Centre. The students found them equally inspirational.”

”
Slough Grammar School

PARIS WITH TRAVELBOUND



MODERN FOREIGN LANGUAGES

French Language lessons
Parc Asterix
Palais Garnier Opera House
E3 French language trail
French Cinema
Gourmet Chocolate Museum



CROSS-CURRICULAR

Tour Montparnasse
Seine River Cruise
Arc de Triomphe
Cite des Sciences
E3 City Trail
Disneyland Paris – educational work books

HISTORY

Les Invalides
Notre Dame Cathedral
La Conciergerie
The Panthéon
Château de Versailles
Musée Carnavalet



SOUTH OF FRANCE

Nice may be the unofficial capital of the Côte d'Azur but there's no question over the many learning opportunities the city and surrounding region presents school groups.

A wide variety of local markets present students with a chance to engage in unrehearsed conversations with native speakers supporting them in improving their delivery and comprehension of the French language.

While there is a certain grandeur surrounding Nice and the old town, it is a trip around the corner to Monaco that will certainly raise students' aspirations with its international glitterati making Monte Carlo a world-famous symbol of luxury. Soak up the opulence of one of Nice's oldest cinemas at the Rialto where students can benefit from French-subtitles and visit Parfumerie Fragonard in Grasse to learn about production.

“ This was a highly successful trip and one of the most enjoyable from a staff perspective. The girls LOVED this part of France and they made a real effort to engage in the language. Travelbound proved most reliable from the start to the finish of the trip. Thank you! ”

Strathearn School

“ Our top excursions were Newfoundland Park, the In Flanders Fields Museum and Talbot House. The students found Lochnagar Crater the most inspirational. ”

Oldfield School

THE SOMME/YPRES

There are some things that are best learnt through the emotions conjured by a place that cannot be replicated by a textbook.

A battlefields tour to Ypres and Somme allows students to really start to understand the events of the Great War. Explore the In Flanders Fields Museum and schools will be able to discover wartime life seen from the perspectives of not only soldiers, but nurses, children, refugees amongst others. From wandering through Yorkshire trench and dugout to gain a sense of the surroundings facing foot soldiers to exploring the 1916 Museum to learn more about the relics from the war, students will develop have a clearer perspective of the effects of war on soldiers and civilians.



HIGHLIGHTS



FRANCH LANGUAGE LESSONS



NICE OLD TOWN



CINEMA LE RIALTO



PARFUMERIE FRAGONARD, GRASSE



MONACO



E3 FRENCH LANGUAGE TRAIL

ITINERARY

- Day 1** Outbound journey
Walking orientation tour
- Day 2** Language lesson
Nice old town, flower market, and handmade sweet manufacturer
French cinema evening
- Day 3** Language lesson
Perched villages excursion
Grasse perfumery
Bowling
- Day 4** Full day in Monaco
- Day 5** Matisse Museum
Return home

This itinerary is based on an **MFL** tour. **Get in touch** to see what other subjects the South of France caters for.

ITINERARY

- Day 1** Outbound journey
Poperinge
Yorkshire Trench and Dugout
- Day 2** World War One battlefield sites – Ypres
Tyne Cot Military Cemetery
German Cemetery at Langemark
Last Post Ceremony
- Day 3** Vimy Ridge
World War One battlefield sites – Somme
- Day 4** 1916 Museum in Albert
Return home

All of our itineraries can be **tailor-made** to meet your specific requirements.

SOMME HIGHLIGHTS



BEAUMONT HAMEL



THIEPVAL MEMORIAL



LOCHNAGAR CRATER

YPRES HIGHLIGHTS



MENIN GATE AND LAST POST CEREMONY



FLANDERS FIELD MUSEUM



TYNE COT CEMETERY

WHAT BENEFITS CAN BE GAINED FROM LEADING A GEOGRAPHY SCHOOL TRIP TO THE BAY OF NAPLES?

THE BEAUTY OF NAPLES

A play on words? Maybe...however, what is consistent is the beauty that engulfs the area. A geographer's dream, Italy's Bay of Naples is much more than the city of the same name. Open the field study book as we take a look into the benefits of taking your geography students to the winding south-western coast of Italy.

A BREATH OF FRESH AIR USING THE BREADTH OF STUDY

With a commitment to inspire curiosity and ignite a passion for future learning, any geography teacher will be on the hunt for that something special which will connect with students. From developing an understanding of Earth's physical and human processes in the classroom, the "big bang" in your planning for the year can come from providing students with a platform that brings learning into context.

How does the Bay of Naples fit in with the breadth of study for geography? Providing opportunities to dive into both physical and urban geography, the region features a number of standout locations. From the

initial framework of concepts at school to consolidating and extending knowledge through place-based examples in a new learning environment, the Bay of Naples remains a favourite with schools.

EVER WALKED ON A VOLCANO?

Overlooking the Bay of Naples, the stratovolcano – Mount Vesuvius – stands as one of the region's most iconic features. Complex in nature, Vesuvius is an intriguing case study students can get their teeth into. Its classification is down to its type of eruptions and pyroclastic flows. Students can learn about the Campanian volcanic arc, which includes another must-see for your educational tour – Campi Flegrei. Contrasting locations but sharing the same precarious seat on a tectonic boundary, the volcanoes present a great opportunity to open a discussion on the African plate being subducted against the Eurasian plate.

TWO DOOMED TOWNS PROVIDING LIGHT FOR LEARNING

Vesuvius has also played a big part in the history of the famous archaeological sites of Pompeii and Herculaneum. The eruption of Mount Vesuvius in 79AD sealed the fate of the once prosperous city of Pompeii. Arguably Italy's most famous archaeological sites, the excavations of Pompeii provide students with scope to study processes and the impact of the eruption on the area.

Herculaneum presents a similar proposition but unlike its neighbour, the effects from pyroclastic material preserved organic-based items, including items constructed from wood. Wealth graced the streets of Herculaneum and with items ranging from beds to stylish mosaics discovered, students will have a chance to compare and contrast the two sites.

The intriguing UNESCO site of Herculaneum allows students to take a look into the history of life in the area. Parts of Herculaneum sit beneath what is now Ercolano and it isn't uncommon for areas to sporadically shut down to allow for excavations.

MORE TO A TOWN THAN A LOUIS VUITTON BAG

In stark contrast, the towns of the Sorrentine Peninsula provide school groups with the opportunity to look at the human geography of the area. This includes Sorrento itself, which has become a tourist mecca. Looking at how the town has developed and changed through influence, students can open a study on urbanisation.

Picturesque, Sorrento is an image typically found on postcards. A great base to explore the archaeological sites north of the town and the remainder of the peninsula to the south, the town of Sorrento gives schools a home away from home.

A short hop over to the island of Capri would hint at a similar dynamic with designer shops exuding glamour. However away from the glistening belt buckles in the shopfront of Gucci, Capri's coastline is struck by a wave-cut notch on the southern side of the island. Here, dialogue can be opened up allowing for a discussion on the changes of the sea floor and uplift of the southern area during the 79AD eruption. A boat journey to the Blue Grotto will allow students to see a range

of caves and stacks created in the eroding limestone. A must-see is the natural arch through the Faraglioni rocks.

AMALFI AND THE COAST

Complete your tour of the Sorrentine Peninsula with a stop at Amalfi town. Throughout the trip students can see the contrast in rocks and make connections between the limestone and volcanic deposits found along the way. Amalfi provides the perfect place to reflect on the findings while discovering a whole load more worth extended studying.

Geographers can enjoy a range of recognisable features used to effect in the coastal town. Riprap, tetrapod coastal defences; examples of weathering and gullying on the limestone cliffs; historic Roman and medieval defences used on the coastline; and examples of coastal headland erosion are just some of the features students can make connections with. Listed as a UNESCO World Heritage Site, the Amalfi Coast is awash with idyllic stops, including Positano where students will be begging the driver to stop to soak up the view.

A CASE FOR THE BAY

Bringing together a study on landscapes and how they have evolved over time through human and physical intervention, the Bay of Naples gives students variety in one place. Case studies and investigations into the geography of the area allow for students to develop skills of enquiry, analyse evidence, and interact with the environment around them. From the archaeological sites of Pompeii and Herculaneum allowing for a study of the physical geography to a focus on the development of towns and how they have been shaped by tourism, young geographers will find that inspiration and spark of curiosity for future learning.

Travelbound offer a series of complimentary worksheets to schools travelling to the Bay of Naples. Providing information on each key area available to schools groups, discussion starters and points to look out for enable students to further engage with their learning environment and studies.



t: 01273 767 675 e: info@travelbound.co.uk

ROME

Home to what was the beating heart of the mighty Roman Empire, Rome offers a treasure trove of ancient buildings and archaeological sites, including the imposing structure of the Colosseum where students can learn about the role of gladiatorial events in society.

Coupled with galleries and some fascinating examples of Renaissance and Baroque architecture, Rome gives students the opportunity to explore the places they've learnt about in the classroom, gifting them an improved understanding of societal and technological changes prominent throughout ancient Roman history. With such an abundance of some of the most significant archaeological sites in Europe, Rome provides the perfect base to inspire your classics students and give them an out-of-class learning experience they won't forget.



“ It was a fantastic trip with everything working out as planned – so many thanks for all your hard work and organisation. I always think a measure of a good trip is the amount of ‘thank you’ letters one gets from pupils and parents alike. And we had numerous emails from parents. ”

Darrick Wood School

HIGHLIGHTS



COLOSSEUM



THE FORUM




PANTHEON



GLADIATOR SCHOOL



ST PETERS AND THE VATICAN MUSEUMS



OSTIA ANTICA

ITINERARY

- Day 1** Outbound journey
Trevi Fountain and Spanish Steps
- Day 2** Colosseum, Roman Forum and Palatine Hill
The Time Elevator
- Day 3** St Peter's Basilica and the Vatican Museum
Pantheon or Gladiator School
Piazza Navona for ice cream
- Day 4** Ostia Antica
Return home

This itinerary is based on a **Classics** tour. **Get in touch** to see what other subjects Rome caters for.

t: 01273 767 675 e: info@travelbound.co.uk



BAY OF NAPLES

Give your students a unique insight into Roman daily life with an unmissable trip to the Bay of Naples.

Hosting some of the finest dramatic scenery in Italy, your students will be able to experience a vast and varied range of cross-curricular subjects across Italy's south-western coast, from studying life in the shadow of an active volcano to engaging in language opportunities with native speakers. Hosting several world-famous archaeological sites, students can also gain a first-hand exploration of the ruined cities of Pompeii and Herculaneum, strengthening their understanding of Roman history and giving them a fascinating out-of-class experience. With incredible local cuisine, unique culture and spectacular views, the Bay of Naples provides an outdoor learning experience that shouldn't be missed.

“

Our highlights were learning about the “everyday life” of Pompeii and geological facts. Our guide was excellent and the gelato expert was fun, funny, kind and intelligent.”

American School in London

BAY OF NAPLES WITH TRAVELBOUND



CLASSICS

Pompeii
Herculaneum
Villa Oplontis
Naples Archaeological Museum
Naples Underground
Paestum

GEOGRAPHY

Mount Vesuvius
Phlegrean Fields
Capri
Amalfi Drive
Sorrento
Free geography worksheets




FOOD TECHNOLOGY

Pizza Making Class
Limoncello Production
Struffoli Making Class
Ice Cream Factory
Gnocchi Making Class
Olive Oil Farm

CROSS-CURRICULAR

Sorrento
Mozzarella Farm
Capri
Tarantella Musical Show
Amalfi
Italian Language Lessons



SICILY

With a rich history reflected through sites such as the city ruins of Selinunte and the Roman mosaics at Piazza Armerina, Sicily provides the perfect base for your Classics' students to delve into an island influenced by several cultures and civilizations.

Historic sites spread across this central Mediterranean island give a window into the Phoenician, Greek, Roman, Norman and Saracen civilizations that left their mark - resulting in an extensive archaeological heritage waiting to be explored. Students can encounter Greek mythology, art, pottery and architecture and the influence of ancient themes and ideas that are prominent in Sicilian society today, all while sitting just a few hours from Europe's largest volcano, Mount Etna.



HIGHLIGHTS



SEGESTA



SELINUNTE



VALLEY OF THE TEMPLES



PIAZZA ARMERINA



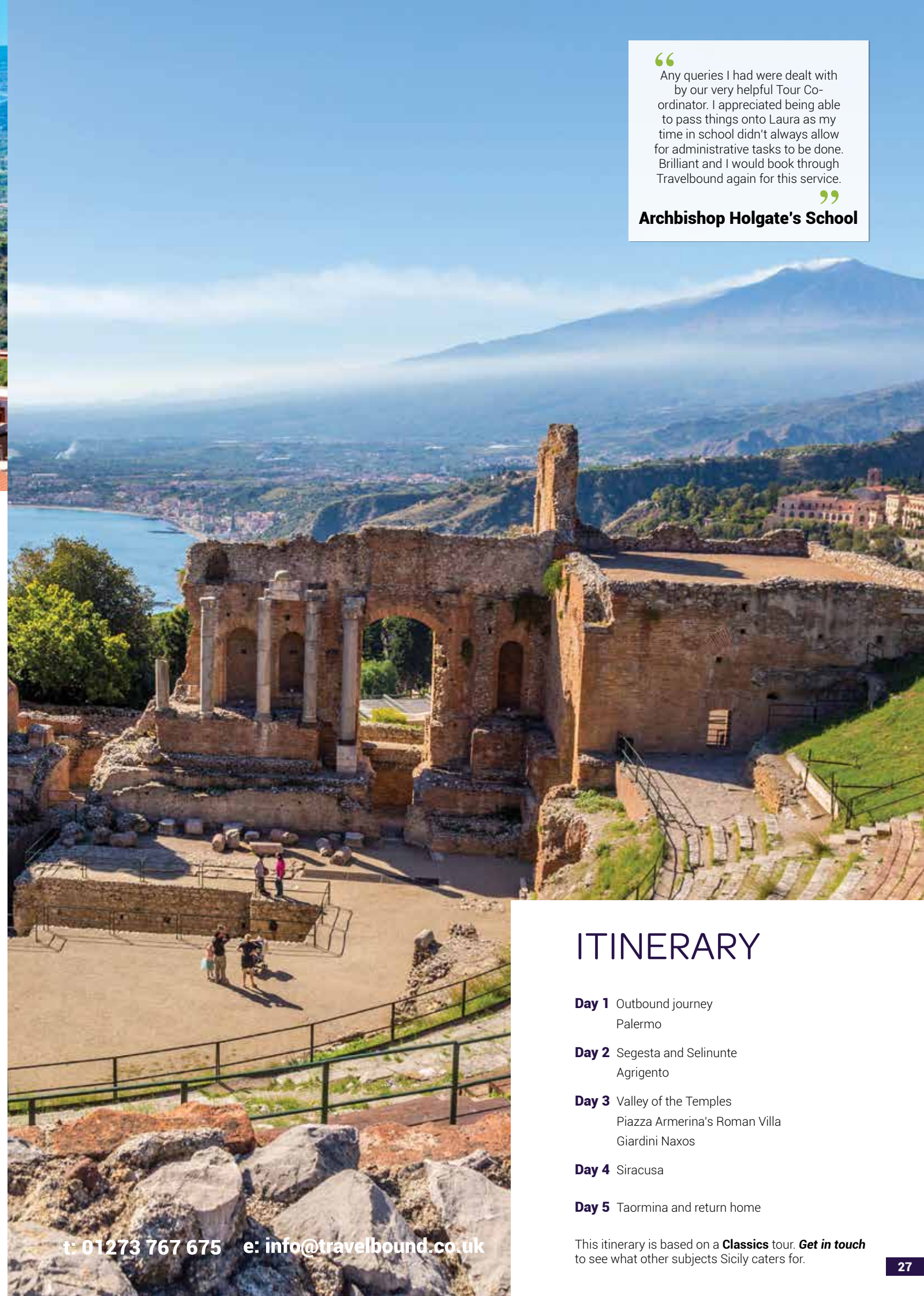
SIRACUSA



MOUNT ETNA

“Any queries I had were dealt with by our very helpful Tour Co-ordinator. I appreciated being able to pass things onto Laura as my time in school didn't always allow for administrative tasks to be done. Brilliant and I would book through Travelbound again for this service.”

Archbishop Holgate's School



ITINERARY

- Day 1** Outbound journey
Palermo
- Day 2** Segesta and Selinunte
Agrigento
- Day 3** Valley of the Temples
Piazza Armerina's Roman Villa
Giardini Naxos
- Day 4** Siracusa
- Day 5** Taormina and return home

This itinerary is based on a **Classics** tour. **Get in touch** to see what other subjects Sicily caters for.

t: 01273 767 675 e: info@travelbound.co.uk

GREECE

Bring the world of ancient Greece to life on a school trip to the Greece - giving your classics students the perfect opportunity to explore a plethora of archaeological sites and ancient monuments.

With tours stretching from Athens, Delphi and Tolon to Olympia, Pylos and Crete, Greece provides school groups with a wealth of ancient sites that will motivate and inspire your students for years to come; experience Delphi, the centre of the Ancient Greek universe or get lost in the statues and ruined temples of Olympia. With such an array or outstanding and historic key classic sites, students will be able to gain a greater understanding of Greek and Mycenaean civilisations, gaining a first-hand experience of what they've learnt in the classroom.

“A big thank you to the team at Travelbound for our tour to Greece. We were exceptionally well looked after. We had a very happy, well organised and relaxed tour.”
Pangbourne College



HIGHLIGHTS



ACROPOLIS AND MUSEUM



CAPE SOUNION



EPIDAVROS



NATIONAL ARCHAEOLOGICAL MUSEUM, ATHENS



NESTOR'S PALACE



ANCIENT CORINTH

ITINERARY

- Day 1** Outbound journey
- Day 2** Athens
Sightseeing – The Acropolis, Parthenon, and Acropolis Museum
- Day 3** National Archaeological Museum
Depart for Delphi via Ossios Loukas
- Day 4** Delphi Site
Depart for Olympia via the Rio Andirio Bridge
- Day 5** Olympia Site
Depart for Pylos via Nestor's Palace
- Day 6** Depart for Tolon via the ruined cities of Sparta and Mystra
- Day 7** Nauplion
Mycenae
Theatre of Epidavros
Sanctuary of Asklepios
- Day 8** Depart for Athens via ancient Corinth and return home

CYPRUS

Cyprus is far from an open book with plenty for schools to explore beyond the beaches of a divided island.

While Cyprus is steeped in myth and blessed with the remnants of ancient treasures, its varied cuisine brings together an array of neighbouring influences you would expect from an island located at the crossroads of Europe, Western Asia and Africa. From the urban landscapes of Nicosia and Limassol to the wineries and factories located on the peripheries, students can study the production line of some of the greatest Cypriot exports from inception to using ingredients in a cookery lesson.



HIGHLIGHTS

Cypriot Specialities Cookery Lesson
 Grigoriou Deli Factory
 Cyprus Delights Factory
 Omodos Village and Winery
 Goat Farm Halloumi Producer
 Charalambides Christis Dairy Factory

Why not try cooking a traditional Cypriot dish with your food technology students?

TRADITIONAL MOUSSAKA

RECIPE

Preheat the oven to 180°C fan oven/200°C/Gas 6.

Heat a little oil in a frying pan and fry the onions until soft. Add garlic and mince and fry until the meat is no longer pink.

Add the stock cube, tomatoes and tomato purée, bring to the boil then turn down to simmer for 10 mins. Season with salt and pepper and put in the bottom of a casserole dish.

Cut the aubergine into 1cm slices. Heat a little oil in a frying pan and fry for 1 minute each side. Put them on top of the mince in the casserole. Heat the butter in a small saucepan, add the flour and stir well.

Take off the heat and add the milk. Mix well and return to the heat. Gently bring to the boil, stirring frequently, until sauce thickens. Add the paprika and pour over the top of the aubergines.

Place in the oven for 25–30 minutes until the top is browned. Serve with green salad or baked potatoes.

Prep Time: 25 Mins

Cook Time: 30 Mins



INGREDIENTS

- | | |
|-----------------------------------|-------------------------------|
| 1 tablespoon oil to fry | salt and pepper |
| 1 large onion, sliced | 1 large aubergine |
| 1 clove garlic, finely chopped | 25g butter, measure by packet |
| 500g pack of lamb mince, or Quorn | 1 tablespoon flour |
| 1 vegetable stock cube, crumbled | 1 mug milk |
| 400g can chopped tomatoes | 1/2 teaspoon paprika |
| 1 tablespoon tomato purée | |

KRAKOW

Krakow is a city that tells a story that remains weaved in amongst the streets and landmarks of Poland's second largest city.

Poland presents school groups with a culture that embraces its long-standing traditions seen in both social settings and cuisine. Students will be able to gain a deeper insight into the impact of World War II on communities that reached beyond the borders of Krakow. While the concentration camp of Auschwitz provides a harrowing reminder of the Holocaust, students will understand the importance of the sites in reminding the world the importance of different ethnicities living side by side.



HIGHLIGHTS



KAZIMIERZ - JEWISH QUARTER



AUSCHWITZ-BIRKENAU



NOWA HUTA



SCHINDLER'S FACTORY - MUSEUM



WIELICZKA SALT MINE



RYNEK UNDERGROUND MUSEUM

ITINERARY

Day 1 Outbound journey
Guided walking tour of the Old Town, including Wawel Castle

Day 2 Jewish Quarter
Schindler's Factory
Wieliczka Salt Mines
Park Wodny

Day 3 Auschwitz
Own sightseeing
Folklore evening

Day 4 Galicia Jewish Museum
Meet Holocaust Survivor
Return home

All of our itineraries can be **tailor-made** to meet your specific requirements.

“The itinerary and travel pack was extremely well produced, all the information we needed was provided and we were overall very happy with all areas of the planning.”
Middleton Technology School

SHEBBEAR COLLEGE'S POLAND TRIP REPORT

Jeszcze Polska nie zginęła. The label attached to Poland's national anthem can be translated to 'Poland is not yet lost'. These words are as representative of the country now as they were when they were first written in 1797. In fact, more and more schools have found Poland to be their chosen destination – whether it is to explore the dramatic sights at Auschwitz or delve into the depths of white gold mining at the Wieliczka Salt Mine. Strong historic and curriculum links can be found across Poland and not just in Kraków, which shows the scars of World War II.

Here Mark Charman and his students recount their memories as Shebbear College travelled to Poland to discover the historic city of Kraków and its surrounding districts.

DAY ONE



We had a good flight from Bristol to John Paul II International Airport Kraków–Balice, just outside the city where we were met by our guide Paulina. Arriving at the Hotel Batory, we enjoyed lunch in the hotel's restaurant.

After lunch we walked to the beautiful Main Square in Kraków's Old Town. Still the largest main square in Europe, it is a vibrant scene with street performers, mime artists, musicians, shops and market stalls.

During the afternoon we visited the historic district of Kazimierz. For many centuries, Kazimierz was a place of coexistence of Christian and Jewish cultures. We saw numerous locations where Schindler's List was filmed and visited the oldest synagogue in Poland, where all the men had to wear a kippah (skullcap worn by all Orthodox Jewish men).

After tracing the steps of the relocated Jews out of the city and across the Vistula River, we visited the site of the Jewish ghetto in the Podgórze district. We stood in the main ghetto square where just over 70 years ago the Jewish community were forcibly removed and transported to concentration camps of Bełżec, Płaszów and Auschwitz.

The ghetto square now contains a poignant memorial to the victims comprising of 70 oversized bronze chairs. The meaning of the memorial has been left open to interpretation; perhaps representing the furniture that was brought there by the Jews, unaware that they were heading towards certain death.

After a short rest at the hotel we walked back into the centre of Kraków where we all enjoyed a traditional home-cooked three course Polish meal at Polskie Smaki Restaurant.

DAY TWO



The tours around both camps of Auschwitz I and Birkenau (Auschwitz II) were very moving, uncovering the true enormity of the crimes. The Polish authorities have kept the camps much as they were at the time of liberation by the Russian army. The atmosphere is quiet, respectful and reflective. There are many moving exhibits within the barracks which track the fate of the prisoners held in the camps.

'The trip to Poland was truly a once in a lifetime experience. My most memorable experience was undoubtedly the trip to the extermination camps in Auschwitz. To describe it to my family was the hardest thing because I just don't think it's possible to put what we saw into words. I will truly never forget what I saw there. I felt completely moved by it all and it will never leave my mind. I would recommend going to see it, as it's part of our history and it's only fair to teach the future generations about the horrors of war and influence them to never repeat it.'
Patrick

We were privileged to be allowed to observe a one minute silence for all the victims on behalf of Shebbear College. This took place at the memorial between the two destroyed gas chambers at the end of the railway track in Birkenau. We were all emotional as students ended the silence by placing two red roses and two candles on the memorial just a short distance from where millions perished and where Dr Mengele performed his horrific experiments on twins.

All the pupils without exception conducted themselves with dignity and the utmost respect during the four hour visit.

DAY THREE



In glorious sunshine we headed to the Jagiellonian University where we had a guided tour of the museum and university rooms, including the room of philosopher Nicolaus Copernicus with his scientific equipment still in place. We also entered the lecture room where Pope John Paul II once studied.

Next we walked to Wawel Royal Castle and Palace overlooking the Vistula River. We saw the original Royal state rooms of the Polish kings and queens decorated with enormous Flemish wall tapestries recounting Biblical events.

Later that afternoon, we met holocaust survivor Monika Goldwasser in a private conference room at the Galacia Jewish Museum. The room was silent as, through an interpreter, she told her heart-breaking story about how her parents were executed by the Nazis when she was just two years old.

A short tram ride took us back to the Main Square where we had time for some gift and souvenir shopping in the beautiful Sukiennice – the impressive building in the centre of the square – before heading to the Morskie Oko Restaurant. Morskie Oko Restaurant in the centre of Kraków is built in the traditional style of a highlander's wooden lodge from the Tatra Mountains region, south of the city. A delicious three course meal was accompanied by rousing Polish mountain folk music. Traditional dancers soon had everyone up on the floor for some very noisy and energetic dancing.

DAY FOUR

In the first of two excursions our guide Ania took us to Nowa Huta. This large suburb of Kraków was designed and built from scratch post-war following Stalin's communist ideology. Huge buildings inspired by Leonardo da Vinci and in Baroque style housed workers from the Vladimir Lenin Steelworks. We learned about the Cold War, Lech Wałęsa, solidarity and the fall of Communism.

Our guide arranged for us all to take a tour of the city in a convoy of six carriages each pulled by two horses. This was a lovely, unexpected experience on our last day and it gave us all time to relax and chat in the carriages for an hour as we moved slowly through the most picturesque parts of the city.

'The Poland trip was a real eye-opening experience and one of the best trips I've had the fortune to go on with Shebbear College. You can learn a lot from a textbook about all the places we visited, from Schindler's factory to Auschwitz and the Jagiellonian University, but when you visit those places you learn so much more. You can't exactly lick walls of salt 135 metres underground in a classroom or eerily sing the school song in a tiny lift with 8 other people on the way back up.'
Nadia

In the afternoon we went to the Wieliczka Salt Mine. We saw the most beautiful statues and wall carvings that miners had created over the centuries. Most stunning was a huge chapel carved and decorated completely out of salt. We ascended 1200m in 40 seconds in small lifts used by the miners. To settle some nerves the school song was sung at full volume as we ascended.

This trip provided a wonderful, thought-provoking experience which I'm sure will stay with all of us for a long time. With much support the trip was a huge success. A special educational tour, it's not only the wonderful gifts which we will treasure, but the many memories.

WILLKOMMEN IN BERLIN! 6 STANDOUT EXCURSIONS FOR YOUR SCHOOL TRIP TO BERLIN

Think you can see all of Berlin in just one visit? Think again! The city is awash with learning opportunities and history bursting out of its “Berlin Walls”. Do not fret, as below are 6 standout excursions that are sure to provide your students with a mixture of history and culture and inspire further learning.

BERLIN WALKING TOUR

If you want to get a feel for the city of Berlin a walking tour is the perfect way to kick-start your trip. Led effectively by a walking encyclopaedia, a Berlin walking tour guide is your one-stop shop for a historical and quirky take on one of Europe's greatest cities.

Expect to see: Discover Berlin through a highly informative walk past some of the city's most noteworthy sites including Museum Island, Neue Wache Memorial, the Holocaust Memorial, remnants of the Berlin Wall, Gendarmenmarkt, Checkpoint Charlie, Brandenburg Gate, plus many more!

Expect to learn: Students will gain an in-depth insight into the stories behind the landmarks; how each site is placed in history and its significance to modern Germany. The tour will take a closer look at buildings where students will learn more about key figures and the subtle messages embedded in the city's art and architecture.

DURATION: ALLOW 3-4 HOURS



THE STORY OF BERLIN

Enter The Story of Berlin museum and you wander through around 800 years of Berlin's history. Too much to take in? Don't worry, as the museum is split across 23 themed rooms providing useful detail into the period, key events and significant players.

Expect to see: The museum brings together a fantastic mix of artefacts and interactive displays. The panels of modern technology allow students to engage, learn and interpret significant points in the city's history. The museum also houses an original nuclear shelter from the Cold War.

Expect to learn: With access to artefacts and informative panels, it is easy to be engrossed in learning something new about Berlin. Students will learn of the rippling effects of events in the German capital and the impact on the country. From examples of propaganda to protests, The Story of Berlin encompasses it all under one roof to display Berlin's known and hidden past.

DURATION: ALLOW 2 HOURS

BRANDENBURG GATE

Walk through the Brandenburg Gate and you're venturing through a piece of land once associated with the “death strip”. This monument remains one of the city's most important landmarks representing contrasting symbols of a divided city during the Cold War and of unity in the reunification of Germany.

Expect to see: Surviving heavy damage, the sandstone monument is an icon of Berlin. On either side of the Brandenburg Gate lie significant sites including a number of embassies, the famous Tiergarten and the dome atop the Reichstag parliament building.

Expect to learn: Students can learn of the significance of this point through Berlin's past. From the Red Army rolling into Berlin in 1945 to the division of East and West Germany and closing of the Brandenburg Gate in 1961.

DURATION: ALLOW 30 MINUTES



HOLOCAUST MEMORIAL

The Memorial to the Murdered Jews of Europe is as unique as it is sobering. The cold concrete blocks of varying sizes sit atop an uneven cobbled foundation creating a remarkable site for visitors. Knowing what this memorial represents and due to its abstract design, it is worth asking students what they think of this landmark. Does the design seem just for what it stands to represent?

Expect to see: The memorial is an almost maze of over 2,700 concrete blocks. At its eastern edge, an information centre provides a timeline of the Final Solution and Hitler's plan to systematically exterminate the Jewish population from Nazi-occupied Europe.

Expect to learn: The site presents groups with a great opportunity to engage in discussions around various areas of the Holocaust. Starting from the memorial, students can work back from its standing in memoriam and the impact of Nazism on Jewish communities to the anti-Semitic ideology found within the Nazi's founding agenda.

DURATION: ALLOW 1-2 HOURS



ASISI PANORAMA

One of Berlin's lesser known gems is the Asisi Panorama titled, The Wall. Depicting daily life on both sides of the Berlin Wall during one day in the 1980s, the artist Yadegar Asisi has managed to capture his memories of living in the Kreuzberg area of Berlin.

Expect to see: Students will recognise the contrasting sides as East and West were split by the 12ft high Berlin Wall. This includes the architectural landscape with the Fernsehturm (TV Tower) dominating the city's skyline. A viewing podium allows students to take in the full experience which is further enhanced with audio.

Expect to learn: The panorama provides a snapshot insight into daily life through the eyes of an artist trying to capture the typical happenings of a civilian. Daily life can often be overshadowed by key events but a trip to Die Mauer (The Wall) exhibition gives students a chance to interpret life through the eyes of Asisi looking out to Checkpoint Charlie.

DURATION: ALLOW 1 HOUR

CHECKPOINT CHARLIE MUSEUM

The museum looks at much more than just the famous checkpoint at the Berlin border as East met West. It looks at the bigger picture of an individual's right to freedom and the lengths people went to in order to escape the confines of East Berlin.

Expect to see: Students will be provided with details on attempts to go over, under and through the Wall as well as stories from those affected by the Wall including tales of torn families. Groups will also be able to see examples of vehicles and contraptions used by those seeking the freedom of the West.

Expect to learn: It is difficult to fully appreciate life others have led when constrained or suppressed in their choices. For many living in East Berlin, stories from friends based in the West of a life lived by different rules ignited an array of thoughts plans, plots and schemes to make them a reality. Students will hear from authentic accounts and see for themselves the dangers many went through to bridge the Wall.

DURATION: ALLOW 1 HOUR



t: 01273 767 675 e: info@travelbound.co.uk

BERLIN

The German capital has been bombed, split and reunified and that is just in the 20th century.

Students have a chance to walk amongst the landmarks that tell the story of not only a city's past, but a country that had modernised and strengthened to become a key voice on the global stage. Whether your focus is on World War II or the Cold War, Berlin presents an endless amount of resources that allows students to truly step into the past. Students can interact with native speakers to develop intonation and confidence while speaking German as they dip into culture of a city that still emits a gritty vibe beneath its image of big business and European politics.



HIGHLIGHTS



CHECKPOINT CHARLIE MUSEUM



THE STORY OF BERLIN AND NUCLEAR BUNKER



THE STASI MUSEUM



OLYMPIC STADIUM



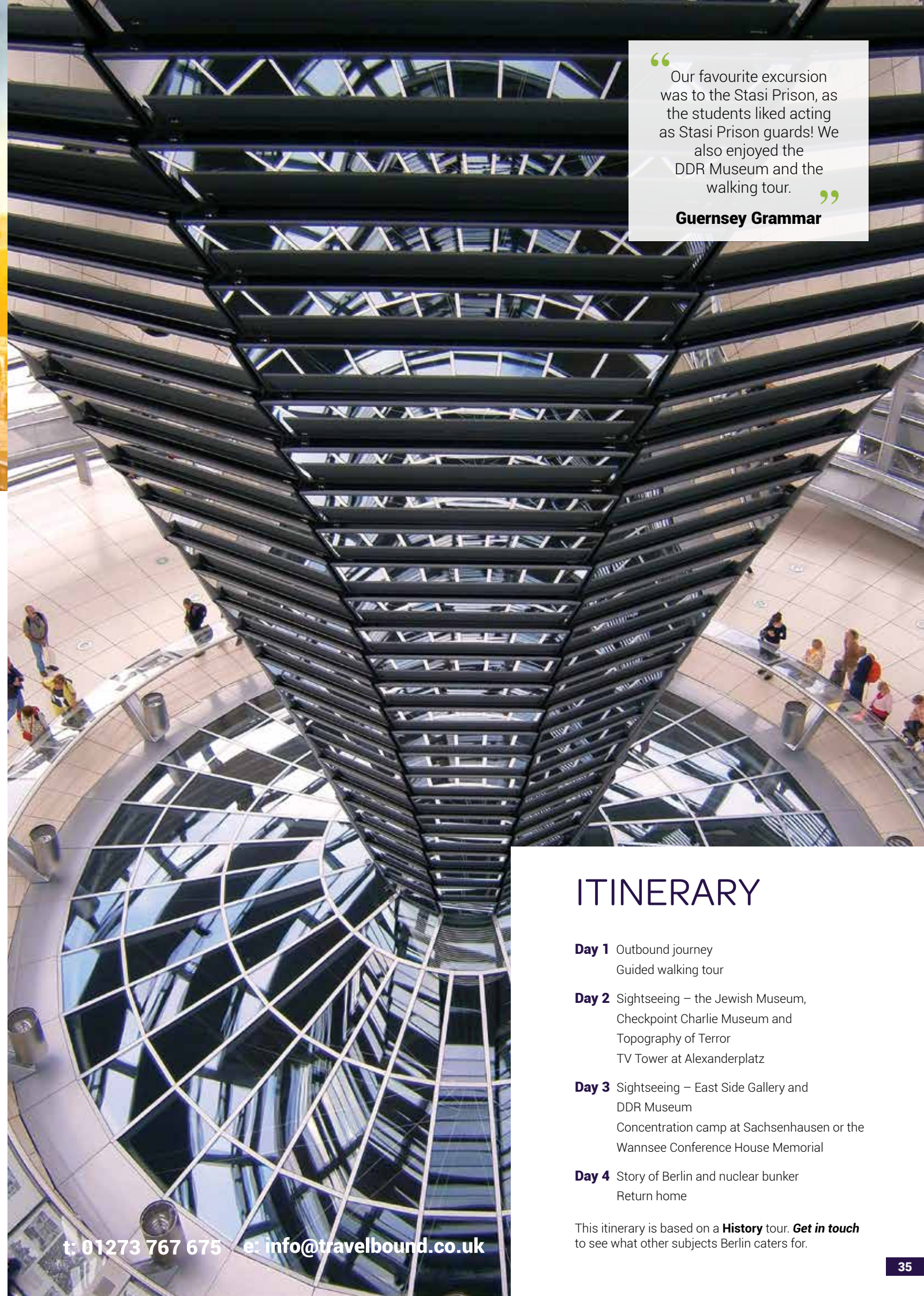
MEMORIAL TO THE MURDERED JEWS OF EUROPE



CECILIENHOF PALACE, POTSDAM

“ Our favourite excursion was to the Stasi Prison, as the students liked acting as Stasi Prison guards! We also enjoyed the DDR Museum and the walking tour. ”

Guernsey Grammar



ITINERARY

- Day 1** Outbound journey
Guided walking tour
- Day 2** Sightseeing – the Jewish Museum, Checkpoint Charlie Museum and Topography of Terror
TV Tower at Alexanderplatz
- Day 3** Sightseeing – East Side Gallery and DDR Museum
Concentration camp at Sachsenhausen or the Wannsee Conference House Memorial
- Day 4** Story of Berlin and nuclear bunker
Return home

This itinerary is based on a **History** tour. **Get in touch** to see what other subjects Berlin caters for.

t: 01273 767 675 e: info@travelbound.co.uk

MUNICH

Munich gives students an out-of-class experience that caters to history, art, business and cross-curricular subjects and lets your students embrace new culture, language opportunities and personal development.

With a dramatic history for students to uncover, the capital of Bavaria presents a relaxed cosmopolitan city that provides the perfect base for exploring a wide range of art, culture, business and modern history. Students gain an improved understanding of Munich's pre-war and wartime history and reflect on atrocities committed during World War II. Munich was a central location in the rise of National Socialism and the development of a totalitarian state.

“Munich, city of culture and history offers something for everyone and the excellent public transport system makes it easy and cheap to get around.”

**Katharina Salzmann,
Germany Tour Coordinator**

“Our favourite visits on this trip were to Marksburg Castle, Cochem Wave Pool and Rüdesheim.”

Bullers Wood School

THE RHINELAND

Visit the historic castles and medieval towns set against a magnificent and magical background.

The Rhineland provides the perfect setting for an educational school trip that's sure to inspire and motivate your students. With the stunning backdrop of the Rhine valley, language students can practice their German in real life situations with native speakers, while the culture, history and geography that can be learnt from an out-of-class experience to the Rhineland will inspire your group. Museums, monuments, boat trips and even a recreational day out at Phantasialand theme park, the Rhineland offers a host of educational excursions that result in an unforgettable and educational experience for all students.



HIGHLIGHTS



NATIONAL SOCIALISM TOUR



NATIONAL SOCIALISM DOCUMENTATION CENTRE



DACHAU FORMER CONCENTRATION CAMP



OBERSALZBURG AND THE EAGLE'S NEST



THE WHITE ROSE MEMORIAL MUSEUM



NUREMBERG

ITINERARY

- Day 1** Outbound journey
National Socialism in Munich Walking Tour
- Day 2** Jewish Museum
Dachau Concentration Camp
- Day 3** Full day in Nuremberg
- Day 4** White Rose Memorial Museum
Return home

This itinerary is based on a **History** tour. **Get in touch** to see what other subjects Munich caters for.

ITINERARY

- Day 1** Outbound journey
- Day 2** Boppard
Boat trip to St Goarshausen
Rudesheim
Chairlift to the Niederwald Monument
Marksburg Castle
Bowling

Day 3 Day trip to Cologne

Day 4 Phantasialand Theme Park

Day 5 Return home

All of our itineraries can be **tailor-made** to meet your specific requirements.

HIGHLIGHTS



GERMAN LANGUAGE LESSONS



MARKSBURG CASTLE



BOPPARD



KOBLENZ



BURG ELTZ



COLOGNE CHOCOLATE MUSEUM

Kate Broadribb shares her experiences of organising an educational tour as a teacher at **Wildern School**.

**“It’s a big world out there.
It would be a shame not to experience it”**

J. D. Andrews



Always on the lookout to extend the learning beyond the classroom, Kate identifies opportunities for schools to further the experiences children are exposed to in their development.

3 REASONS WHY YOU SHOULD TAKE STUDENTS ON RESIDENTIAL TRIPS

If you've led an educational trip abroad or even accompanied one you will know the hours of your life that go into organising it. The time you spend completing risk assessments, chasing forms from students, and finalising every aspect of your itinerary can seem endless.

However, in my years of teaching, the one thing above everything students always remember is the experience of exploring somewhere new with their peers. There's a saying that 'travel is the only thing you buy that makes you richer' and I know first-hand how trips can enrich students' experiences and overall personal development.

Herein lays our motivation as educators to provide students with an educational tour: to provide learning experiences that will positively contribute to their personal development, educational understanding, and wider outlook on the world around them. Each holding their own merit, here are my top 3 reasons why you should take your students on a residential trip abroad:

1) THE TRAVEL BUZZ

New technologies may bring places into our classrooms and living rooms at the click of a button, but they will never replace the human emotion felt when you actually get to visit a place yourself. It is easy to get carried away by the students' enthusiasm, their excited observations, and dash around the top to find the best view.

A web browser street view is an amazing piece of technology, however, it does not bring the smells, atmosphere, nor buzz of a

place. Enthusiasm for learning can transfer from a teacher to their students within the boundaries of the classroom, but it is the more impactful wave of inspiration that comes from coming into contact with a setting that is historically, culturally, or geographically important that provides children with the impetus to engage and discover.

2) 'TRIP OF A LIFETIME'

This phrase was used by my first group of students I led to explain their feelings and reflections of the educational tour. I was enthused to hear how many had embarked on the visit as they didn't think it was someplace they would go with their families or even later on in life. That is to say, if they didn't go in an organised school tour they may never visit such a contrasting place and get to experience this once in a lifetime trip.

To experience an ancient civilisation and walk amongst the ruins of a Greek city, or even explore the trenches of Ypres, provides students with an insight not otherwise recreated by a textbook.

Where school life is designed to shape young individuals, a travel experience abroad during their time in education can be a memory that lasts long into adulthood.

3) APPRECIATION OF DIFFERENT ENVIRONMENTS AND CULTURES

It is actually hard to put yourself in someone else's shoes and really consider what their life is like. Yet in geography and other aspects of the curriculum we ask our students to understand and empathise with different people in different environments all the time.

I believe nothing can compare to when a student gets to see and speak to people in the actual context of their community. Gathering first-hand accounts, providing students with an original source, and allowing them to engage with the surroundings are invaluable to their development through the subject and understanding of specific topics. It not only makes it real, but it creates an actual dialogue, something authentic that social media chats can't replicate.

At the end of the day, I lead residential trips abroad because I see a change in a student's perspective. Many ex-students from trips have gone to study, travel, and are now working abroad.

DON'T BREAK THE BANK!

Finally, it's essential to offer a range of trips to suit all budgets from local studies in the UK to overseas adventures. Tailoring your tour to meet the requirements of the students and to maximise their time in a new learning environment not only allows for schools, FE colleges, and universities to tick the curriculum boxes, but ensures students leave having developed holistically and created memories to last a lifetime. A trip abroad does not have to break the bank to have a lasting impact on a student.

BARCELONA

Some may argue it is in the name – Barça: The Passion. The reality is that the passion extends beyond the name of this city and into the artistic flair that adorns every building and street, every gallery and park.

Every visit to Barcelona deserves the grand unveiling of the skyline from the summit of Montjuic Hill to take in the grand scale of the city against the backdrop of the mountains that border the city like a line of defence for Catalan Nationalism. From wandering along Las Ramblas to entering the mind of Pablo Picasso at the Picasso Museum, art back at school will never be the same as a school trip to Barcelona acts as a kick-starter to creativity and inspiration.



“Our top three excursions for this trip were to the Sagrada Familia, the Dalí Theatre Museum and Casa Batlló. The pupils found each equally inspiring and loved every minute of the trip.”
Bucksburn Academy

HIGHLIGHTS



GAUDI – SAGRADA FAMILIA, PARC GUELL CASA BATTLO, CASA MILA



GAUDI WORKSHOP



JOAN MIRO FOUNDATION



THE MUSEUM OF CATALUNYAN ART



PUEBLO ESPANOL



E3 MODERNISTA CITY TRAIL



ITINERARY

- Day 1** Outbound journey
Evening sightseeing – Las Ramblas and Gothic Quarter
- Day 2** Gaudi's Sagrada Familia, Parc Guell and the Picasso Museum
Sightseeing - Port Vell
- Day 3** Joan Miró Foundation, The Museum of Catalan Art and the Pueblo Espanyol
Flamenco evening
- Day 4** Museum of Contemporary Art
Return home

This itinerary is based on an **Art** tour. **Get in touch** to see what other subjects Barcelona caters for.

t: 01273 767 675 e: info@travelbound.co.uk



MADRID

Regarded as one of Europe's cultural capitals, Madrid is sure to enthuse your students with its art, culture, food and language.

Madrid's educational options are endless as students explore the vast number of museums and galleries with your art students, captivate your history group with a visit to some of the Spanish civil war monuments, or practise their Spanish in a natural setting with native speakers. This vibrant city is perfect for adventuring into a new environment with your students, providing them with an out-of-class experience that's bound to evoke excitement and broaden the mind.

“The group enjoyed visiting Toledo the most during this trip. We also went to the Santiago Bernabéu Stadium during our time in Madrid.”

Bonus Pastor Catholic College, Bromley

MADRID WITH TRAVELBOUND



MODERN FOREIGN LANGUAGES

Modern Foreign Languages
Spanish Language lessons
Retiro Park
Las Ventas Bullring
Plaza Mayor
Flamenco Evening
El Rastro flea Market

ART

Museo del Prado
Museo Thyssen-Bornemisza
Museo Reina Sofia
Museo Nacional de Artes Decorativas
Sorolla Museum
Royal Academy of Fine Arts of San Fernando



CROSS-CURRICULAR

El Pais Newspaper Visit
Bike Scavenger Hunt – Retiro Park Madrid
Bernabéu Football Stadium Tour
Shopping on the Gran Via
Tapas Evening
Wine Museum in Valdepeñas

HISTORY

E3 Madrid Culture Trail
Palacio Real
San Lorenzo de El Escorial
Toledo
Segovia
Flamenco Show



ANDALUCIA

The rich cultural traditions and warm climate of Andalusia makes it a popular destination amongst schools seeking a vibrant learning environment for their language students.

The Andalusian countryside and natural landscapes provides students with an insight into the region's make-up outside of the big cities. Students will certainly be provided with a different perspective with the cities of Seville, Granada and Cordoba creating an equally dramatic landscape. Capitalise on the opportunities to engage with native speakers as students perfect their pronunciation and confidence through real-time interactions at local markets. Expect flamenco nights, unique architecture and a flavour for the local cuisine as your school trip to Andalusia sets a benchmark for all future educational tours abroad.



HIGHLIGHTS



SPANISH LANGUAGE LESSONS



TAPAS EVENING



GRANADA



SEVILLE



TIVOLI WORLD - BENALMADENA



FLAMENCO SHOW

“Travelbound did a great job organising this trip. The group loved the whole experience, especially Granada!”

King Edward VI School, Southampton



ITINERARY

- Day 1** Outbound journey
Visit Malaga
Arrive at your Homestay host family
- Day 2** Morning language lesson
Guided city tour of Cordoba
Evening flamenco show
- Day 3** Morning language lesson
Paella lesson in Cordoba
- Day 4** Full day in Seville or Granada
- Day 5** Morning language lesson
Return home

This itinerary is based on an **MFL** tour. **Get in touch** to see what other subjects Andalusia caters for.

t: 01273 767 675 e: info@travelbound.co.uk

AMSTERDAM

The eye is always wandering in a city that is adorned with unique architecture at every turn.

Amsterdam is its own treasure trove where the little trinkets and priceless gems are museums packed with world-renowned masterpieces. Easy to explore on foot, Amsterdam presents school groups with an eye-opening tour to discover what has inspired artists for centuries. It is from the elegant merchants' mansions and carillon-crowned churches students will discover the city's rich history from Holland's Golden Age. With Rembrandt's former home and the Anne Frank Museum just waiting to be explored, students will soon learn there is more to Amsterdam than meets the eye.



HIGHLIGHTS



VAN GOGH MUSEUM



RIJKSMUSEUM



HERMITAGE AMSTERDAM



COBRA MUSEUM OF MODERN ART



STEDELIJK MUSEUM



CANAL CRUISE

“ The itinerary was well thought out and appropriate for our group and our wishes. ”

Newlands Girls School



ITINERARY

- Day 1** Outbound journey
- Day 2** Van Gogh Museum
Stedelijk Museum of Modern Art
Canal cruise
- Day 3** Rijksmuseum in Museum Square
Tour of Anne Frank's House
- Day 4** Rembrandt House
Return home

This itinerary is based on an **Art** tour. **Get in touch** to see what other subjects Amsterdam caters for.

t: 01273 767 675 e: info@travelbound.co.uk

CROATIA

With an extensive coastline on the Adriatic Sea, intriguing geomorphological sites, outstanding natural landscapes and a convenient border into neighbouring Slovenia, Croatia provides a truly unique experience.

This Eastern European country is still relatively untouched by mass tourism and offers an array of outstanding natural formations that will give your group an in depth look into the effects of geological processes and the impact of global environmental changes. Surrounded by beautiful lakes linked by waterfalls, the Dinaric Alps and some unique cave formations, Croatia provides educational opportunities that are sure to further your geography students' in-class-knowledge and offer them some fascinating case studies such as the Plitvice Lakes.

“ Really quick and helpful service/support, both in planning the trip and on location. ”

Brighton and Hove High School

“ We thoroughly enjoyed our time in São Miguel. The trip was brilliant from beginning to end and I would highly recommend it to any school considering a unique and untouched destination. ”

King's College School

AZORES

Renowned for its spectacular volcanic scenery and flora, São Miguel is the biggest island of the Azores.

From São Miguel geography students can develop a deeper understanding of both human and physical aspects, from the effects of plate tectonics to the impact of sustainability issues on local tourism. An educational tour to this rugged and mountainous archipelago will excite and inspire individuals through first-hand experiences of nature's wonders and other outstanding geological features, including the twin crater lakes of Sete Cidades and the Caldeira Velha hot spring.



HIGHLIGHTS



OPATIJA AND KVARNER BAY



UCKA NATURE PARK



POSTOJNA CAVE (SLOVENIA)



PREDJAMA CASTLE (SLOVENIA)



PLITVICE LAKES



LUNGO MARE SEA PROMENADE

ITINERARY

- Day 1** Outbound journey
Kvarner Bay
- Day 2** Lungo Mare Sea Promenade
Ucka Nature Park
- Day 3** Postojna Cave, Slovenia
Predjama Castle
- Day 4** Plitvice Lakes
Boat Trip on Lake Kozjak
- Day 5** Opatija
Return home

This itinerary is based on a **Geography** tour. **Get in touch** to see what other subjects Croatia caters for.

ITINERARY

- Day 1** Outbound journey
- Day 2** Full day guided tour of Furnas Valley, Interpretation Centre, Caldera Lake, Hot Spring Fumaroles, and Botanical Gardens Tea Plantation
- Day 3** Lago de Fuego Caldera Lake
Caldeira Velha Hot Springs
Geothermal Power Plant
Ribeira Grande
Astronomy Centre
- Day 4** Full day guided visit to Sete Cidades and Caldera Lakes
Ponta Delgada
Gruta do Carvão Lava Tube
- Day 5** Return home

All of our itineraries can be **tailor-made** to meet your specific requirements.

HIGHLIGHTS



FURNAS VALLEY - CALDERA LAKE



CALDEIRA VELHA HOT SPRING



GEOTHERMAL POWER PLANT



SETE CIDADES



GRUTA DO CURVAO LAVA TUNNEL



WHALE WATCHING

ICELAND

Iceland not only provides schools with the opportunity to explore one of the world's leading nation's for sustainable energy, but gives students a clear insight into plate tectonics with groups learning about the island's position on the Mid-Atlantic Ridge.

Awash with waterfalls, students will not only be taken aback by the picturesque nature of them but by the learning that can be garnered from studying them. The 'Golden Falls' of Gullfoss will see students learn about the site and the effect of sediments carried causing a brown tint in the glacial water. With an opportunity to visit the hydroelectric power station at Hjalparfoss and see the Greenhouse Village of Hveragerdi, young geographers will be in their element gaining valuable insights into how Iceland has learnt to utilise its surroundings to build for a sustainable future.



HIGHLIGHTS



BLUE LAGOON



PINGVELLIR NATIONAL PARK



GULLFOSS WATERFALL



HELLISHEIDI GEOTHERMAL POWER PLANT



THE LAVA CENTRE



SÓLHEIMAJÖKULL GLACIER

“
The guide was brilliant
- very clear and
interesting, pitching it
right for our students.
”

Shire Oak Academy

ITINERARY

- Day 1** Outbound journey
Blue Lagoon
- Day 2** Hellisheið Power Plant, Þingvellir National Park and the Almannagja fault
Kerið crater, Gullfoss waterfalls and Geysir area
- Day 3** Seljalandsfoss and Skógafoss waterfalls
Sólheimajökull Glacier and Vik beaches
- Day 4** Hekla Centre
Thjórsárdalur Valley
Hjalparfoss waterfall, Hveragerði Greenhouse village and Hellisheiði Geothermal Power Plant
- Day 5** Return home

This itinerary is based on a **Geography** tour. **Get in touch** to see what other subjects Iceland caters for.

t: 01273 767 675 e: info@travelbound.co.uk